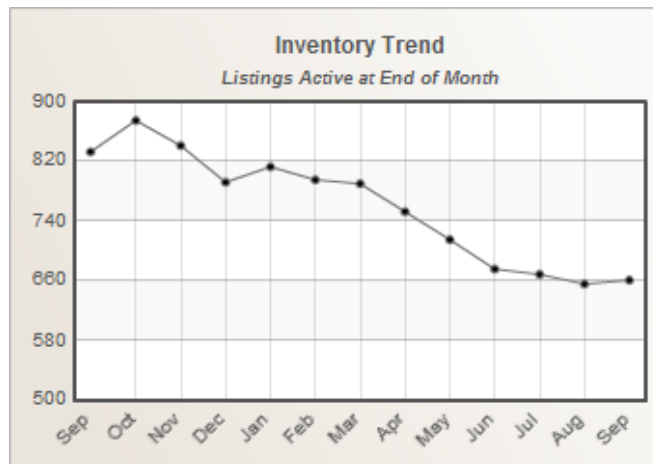


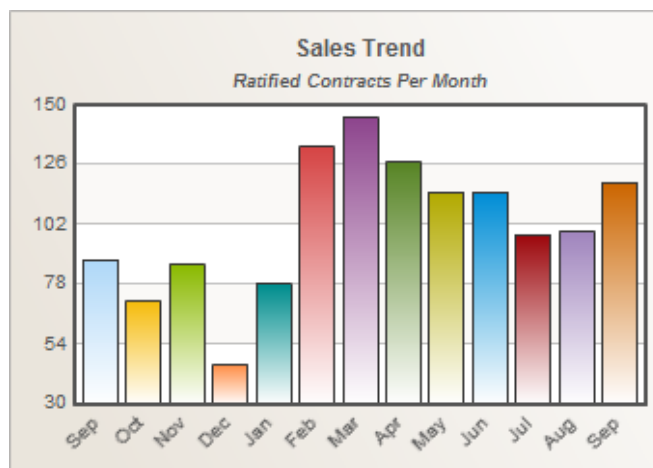
**Listings**

Price Range	New This Month			Total Actives		
	2017	2016	% Change	2017	2016	% Change
0 - 149,999	24	19	26.3	64	109	-41.3
150,000 - 199,999	23	21	9.5	77	120	-35.8
200,000 - 299,999	58	37	56.8	187	244	-23.4
300,000 - 399,999	24	31	-22.6	164	192	-14.6
400,000 - 499,999	17	13	30.8	56	68	-17.6
500,000 - 599,999	5	6	-16.7	46	38	21.1
600,000 - 699,999	6	5	20.0	21	28	-25.0
700,000 - 799,999	3	0	N/A	14	7	100.0
800,000 - 899,999	2	1	100.0	15	17	-11.8
900,000 - 999,999	0	1	-100.0	5	3	66.7
1,000,000 - 1,249,999	0	0	N/A	4	3	33.3
1,250,000 - 1,499,999	1	0	N/A	8	2	300.0
1,500,000 +	0	0	N/A	0	2	-100.0
<b>Totals</b>	<b>163</b>	<b>134</b>	<b>21.6</b>	<b>661</b>	<b>833</b>	<b>-20.6</b>



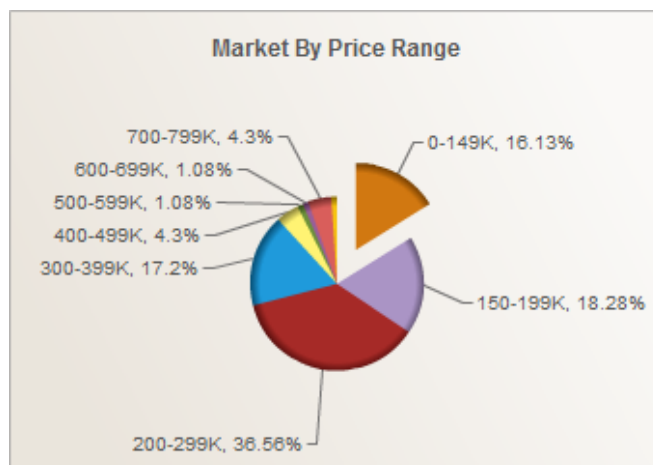
**Contracts**

Price Range	New This Month			Year To Date		
	2017	2016	% Change	2017	2016	% Change
0 - 149,999	21	13	61.5	156	148	5.4
150,000 - 199,999	24	19	26.3	179	142	26.1
200,000 - 299,999	37	28	32.1	347	271	28.0
300,000 - 399,999	18	21	-14.3	186	178	4.5
400,000 - 499,999	8	7	14.3	68	63	7.9
500,000 - 599,999	5	0	N/A	45	30	50.0
600,000 - 699,999	3	0	N/A	17	14	21.4
700,000 - 799,999	2	0	N/A	9	4	125.0
800,000 - 899,999	1	0	N/A	11	5	120.0
900,000 - 999,999	0	0	N/A	2	0	N/A
1,000,000 - 1,249,999	0	0	N/A	4	1	300.0
1,250,000 - 1,499,999	0	0	N/A	3	2	50.0
1,500,000 +	0	0	N/A	2	0	N/A
<b>Totals</b>	<b>119</b>	<b>88</b>	<b>35.2</b>	<b>1029</b>	<b>858</b>	<b>19.9</b>



**Settlements**

Price Range	New This Month			Year To Date		
	2017	2016	% Change	2017	2016	% Change
0 - 149,999	15	19	-21.1	159	150	6.0
150,000 - 199,999	17	13	30.8	167	129	29.5
200,000 - 299,999	34	43	-20.9	314	263	19.4
300,000 - 399,999	16	21	-23.8	181	155	16.8
400,000 - 499,999	4	8	-50.0	51	63	-19.0
500,000 - 599,999	1	5	-80.0	38	30	26.7
600,000 - 699,999	1	2	-50.0	14	12	16.7
700,000 - 799,999	4	1	300.0	11	7	57.1
800,000 - 899,999	0	1	-100.0	5	4	25.0
900,000 - 999,999	0	0	N/A	2	0	N/A
1,000,000 - 1,249,999	0	1	-100.0	4	3	33.3
1,250,000 - 1,499,999	1	0	N/A	3	0	N/A
1,500,000 +	0	0	N/A	1	0	N/A
<b>Totals</b>	<b>93</b>	<b>114</b>	<b>-18.4</b>	<b>950</b>	<b>816</b>	<b>16.4</b>



NOTES: Properties not listed through Coastal Association of REALTORS® are not reflected. The term "sales" represents ratified purchase contracts. Current year information is preliminary and subject to revision. Current year-to-date contract information may not equal the sum of the monthly contract totals reported.

Copyright © 2017 by Coastal Association of REALTORS®

	For 09/2017	Average	Median
Days on Market		178	88
List Price		\$300,900	\$258,850
Sales Price		\$286,898	\$242,500
Sell Price/List Price		95.7%	95.81%