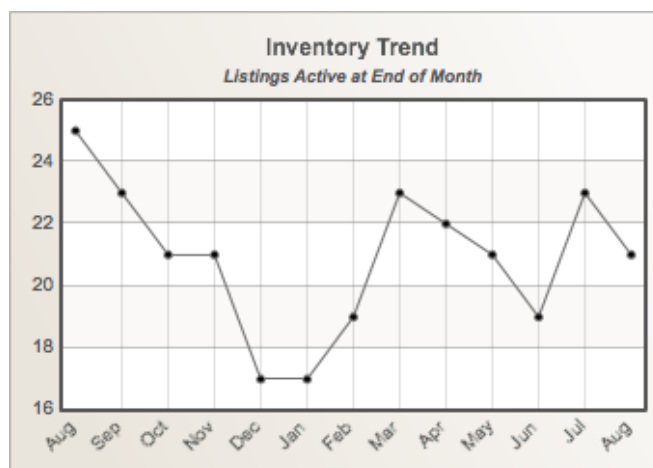


**Somerset  
Residential Market Report**

**HOUSING REPORT  
Condominiums  
August 2017**

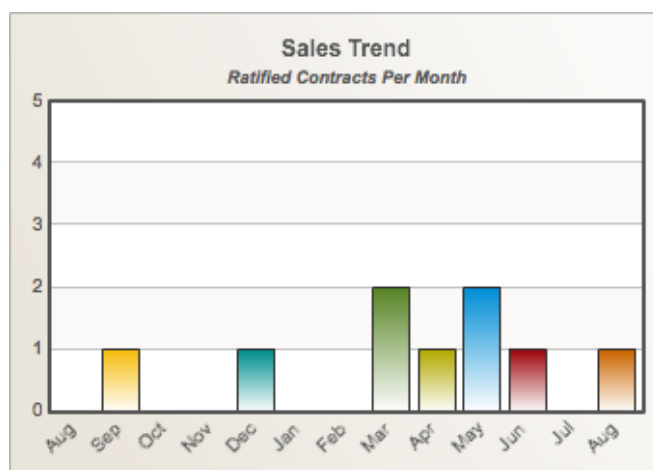
**Listings**

Price Range	New This Month			Total Actives		
	2017	2016	% Change	2017	2016	% Change
0 - 149,999	0	0	N/A	0	2	-100.0
150,000 - 199,999	0	0	N/A	3	3	0.0
200,000 - 299,999	1	1	0.0	17	17	0.0
300,000 - 399,999	0	0	N/A	1	3	-66.7
400,000 - 499,999	0	0	N/A	0	0	N/A
500,000 - 599,999	0	0	N/A	0	0	N/A
600,000 - 699,999	0	0	N/A	0	0	N/A
700,000 - 799,999	0	0	N/A	0	0	N/A
800,000 - 899,999	0	0	N/A	0	0	N/A
900,000 - 999,999	0	0	N/A	0	0	N/A
1,000,000 - 1,249,999	0	0	N/A	0	0	N/A
1,250,000 - 1,499,999	0	0	N/A	0	0	N/A
1,500,000 +	0	0	N/A	0	0	N/A
<b>Totals</b>	<b>1</b>	<b>1</b>	<b>0.0</b>	<b>21</b>	<b>25</b>	<b>-16.0</b>



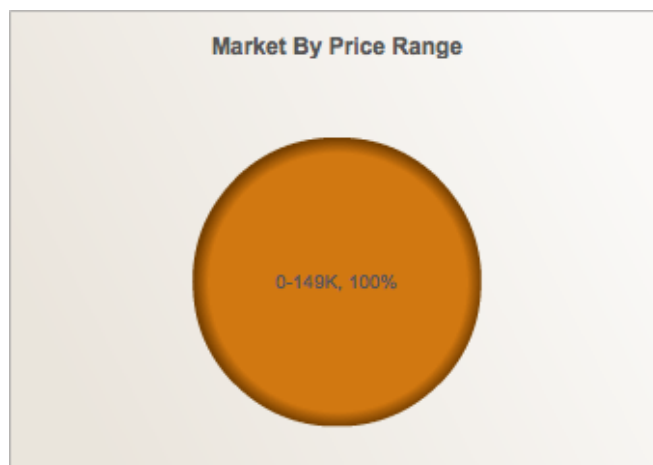
**Contracts**

Price Range	New This Month			Year To Date		
	2017	2016	% Change	2017	2016	% Change
0 - 149,999	1	0	N/A	1	2	-50.0
150,000 - 199,999	0	0	N/A	1	2	-50.0
200,000 - 299,999	0	0	N/A	5	1	400.0
300,000 - 399,999	0	0	N/A	0	0	N/A
400,000 - 499,999	0	0	N/A	0	0	N/A
500,000 - 599,999	0	0	N/A	0	0	N/A
600,000 - 699,999	0	0	N/A	0	0	N/A
700,000 - 799,999	0	0	N/A	0	0	N/A
800,000 - 899,999	0	0	N/A	0	0	N/A
900,000 - 999,999	0	0	N/A	0	0	N/A
1,000,000 - 1,249,999	0	0	N/A	0	0	N/A
1,250,000 - 1,499,999	0	0	N/A	0	0	N/A
1,500,000 +	0	0	N/A	0	0	N/A
<b>Totals</b>	<b>1</b>	<b>0</b>	<b>N/A</b>	<b>7</b>	<b>5</b>	<b>40.0</b>



**Settlements**

Price Range	New This Month			Year To Date		
	2017	2016	% Change	2017	2016	% Change
0 - 149,999	1	0	N/A	1	8	-87.5
150,000 - 199,999	0	0	N/A	1	2	-50.0
200,000 - 299,999	0	1	-100.0	4	2	100.0
300,000 - 399,999	0	0	N/A	0	0	N/A
400,000 - 499,999	0	0	N/A	0	0	N/A
500,000 - 599,999	0	0	N/A	0	0	N/A
600,000 - 699,999	0	0	N/A	0	0	N/A
700,000 - 799,999	0	0	N/A	0	0	N/A
800,000 - 899,999	0	0	N/A	0	0	N/A
900,000 - 999,999	0	0	N/A	0	0	N/A
1,000,000 - 1,249,999	0	0	N/A	0	0	N/A
1,250,000 - 1,499,999	0	0	N/A	0	0	N/A
1,500,000 +	0	0	N/A	0	0	N/A
<b>Totals</b>	<b>1</b>	<b>1</b>	<b>0.0</b>	<b>6</b>	<b>12</b>	<b>-50.0</b>



NOTES: Properties not listed through Coastal Association of REALTORS® are not reflected. The term "sales" represents ratified purchase contracts. Current year information is preliminary and subject to revision. Current year-to-date contract information may not equal the sum of the monthly contract totals reported.

Copyright © 2017 by Coastal Association of REALTORS®

For 08/2017	Average	Median
Days on Market	101	N/A
List Price	\$64,900	N/A
Sales Price	\$55,000	N/A
Sell Price/List Price	84.75%	N/A