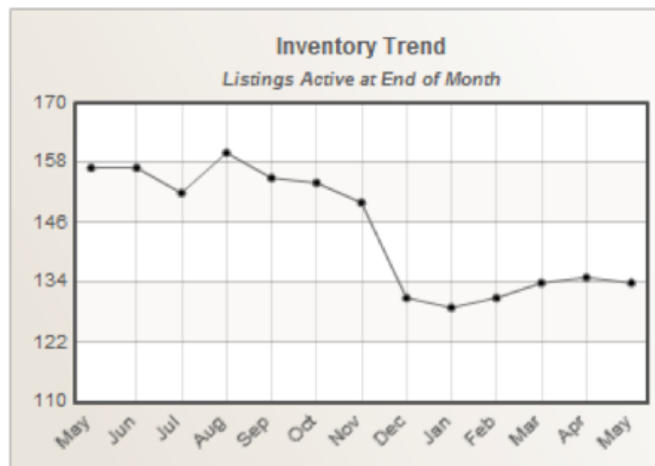


Somerset Residential Market Report

HOUSING REPORT Single Family Homes May 2018

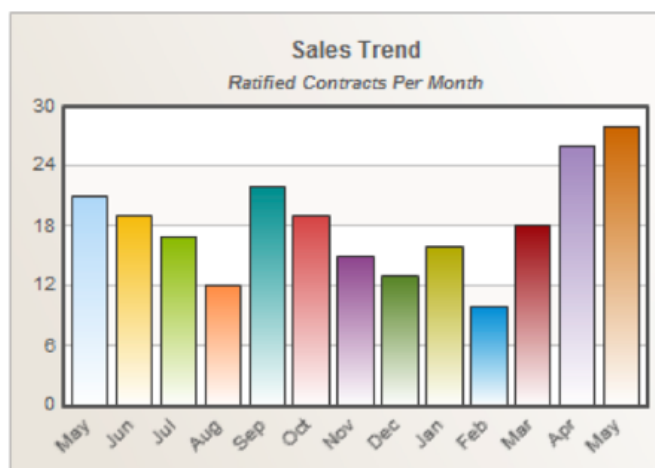
Listings

Price Range	New This Month			Total Actives		
	2018	2017	% Change	2018	2017	% Change
0 - 149,999	19	22	-13.6	77	87	-11.5
150,000 - 199,999	5	5	0.0	20	25	-20.0
200,000 - 299,999	7	7	0.0	16	26	-38.5
300,000 - 399,999	1	2	-50.0	7	9	-22.2
400,000 - 499,999	2	0	N/A	8	6	33.3
500,000 - 599,999	0	0	N/A	0	0	N/A
600,000 - 699,999	0	0	N/A	1	0	N/A
700,000 - 799,999	0	0	N/A	0	0	N/A
800,000 - 899,999	0	0	N/A	2	1	100.0
900,000 - 999,999	0	0	N/A	0	1	-100.0
1,000,000 - 1,249,999	0	0	N/A	0	0	N/A
1,250,000 - 1,499,999	0	0	N/A	1	0	N/A
1,500,000 +	0	0	N/A	2	2	0.0
Totals	34	36	-5.6	134	157	-14.6



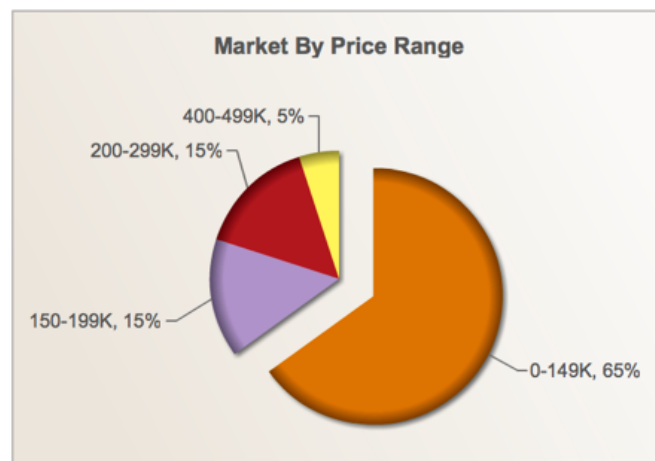
Contracts

Price Range	New This Month			Year To Date		
	2018	2017	% Change	2018	2017	% Change
0 - 149,999	18	11	63.6	67	57	17.5
150,000 - 199,999	4	5	-20.0	14	12	16.7
200,000 - 299,999	5	3	66.7	14	8	75.0
300,000 - 399,999	1	2	-50.0	2	3	-33.3
400,000 - 499,999	0	0	N/A	1	0	N/A
500,000 - 599,999	0	0	N/A	0	0	N/A
600,000 - 699,999	0	0	N/A	0	0	N/A
700,000 - 799,999	0	0	N/A	0	0	N/A
800,000 - 899,999	0	0	N/A	0	0	N/A
900,000 - 999,999	0	0	N/A	0	0	N/A
1,000,000 - 1,249,999	0	0	N/A	0	0	N/A
1,250,000 - 1,499,999	0	0	N/A	0	0	N/A
1,500,000 +	0	0	N/A	0	0	N/A
Totals	28	21	33.3	98	80	22.5



Settlements

Price Range	New This Month			Year To Date		
	2018	2017	% Change	2018	2017	% Change
0 - 149,999	13	5	160.0	56	46	21.7
150,000 - 199,999	3	5	-40.0	8	11	-27.3
200,000 - 299,999	3	2	50.0	9	8	12.5
300,000 - 399,999	0	0	N/A	0	0	N/A
400,000 - 499,999	1	0	N/A	2	0	N/A
500,000 - 599,999	0	0	N/A	0	1	-100.0
600,000 - 699,999	0	0	N/A	0	0	N/A
700,000 - 799,999	0	0	N/A	0	0	N/A
800,000 - 899,999	0	0	N/A	0	0	N/A
900,000 - 999,999	0	0	N/A	0	0	N/A
1,000,000 - 1,249,999	0	0	N/A	0	0	N/A
1,250,000 - 1,499,999	0	0	N/A	0	0	N/A
1,500,000 +	0	0	N/A	0	0	N/A
Totals	20	12	66.7	75	66	13.6



NOTES: Properties not listed through Coastal Association of REALTORS® are not reflected. The term "sales" represents ratified purchase contracts. Current year information is preliminary and subject to revision. Current year-to-date contract information may not equal the sum of the monthly contract totals reported.

Copyright © 2018 by Coastal Association of REALTORS®

For 05/2018	Average	Median
Days on Market	213	157
List Price	\$147,770	\$140,000
Sales Price	\$139,620	\$131,000
Sell Price/List Price	94.71%	96.94%