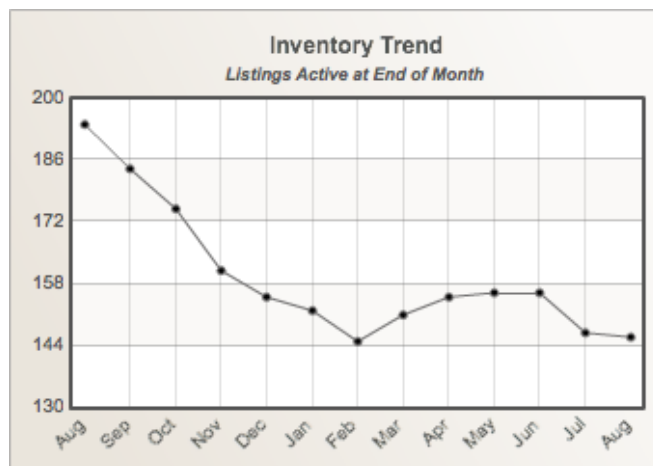


**Somerset
Residential Market Report**

HOUSING REPORT
Single Family Homes
August 2017

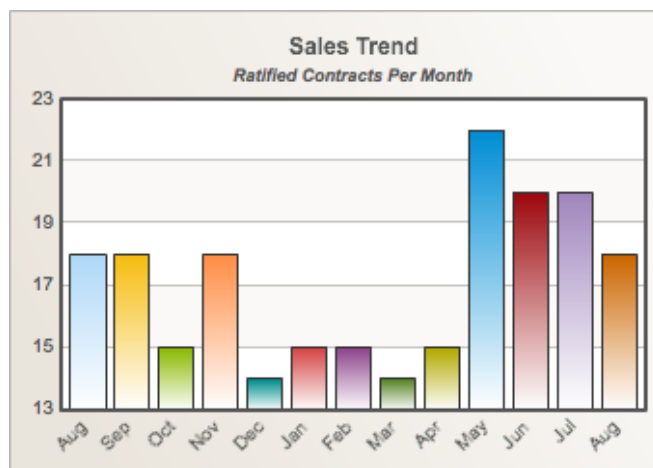
Listings

Price Range	New This Month			Total Actives		
	2017	2016	% Change	2017	2016	% Change
0 - 149,999	14	22	-36.4	84	116	-27.6
150,000 - 199,999	4	3	33.3	24	28	-14.3
200,000 - 299,999	3	2	50.0	19	19	0.0
300,000 - 399,999	1	3	-66.7	7	16	-56.2
400,000 - 499,999	1	0	N/A	5	5	0.0
500,000 - 599,999	0	0	N/A	2	3	-33.3
600,000 - 699,999	0	0	N/A	0	2	-100.0
700,000 - 799,999	0	0	N/A	0	0	N/A
800,000 - 899,999	0	0	N/A	0	0	N/A
900,000 - 999,999	0	0	N/A	2	3	-33.3
1,000,000 - 1,249,999	0	0	N/A	0	0	N/A
1,250,000 - 1,499,999	0	0	N/A	0	0	N/A
1,500,000 +	0	0	N/A	3	2	50.0
Totals	23	30	-23.3	146	194	-24.7



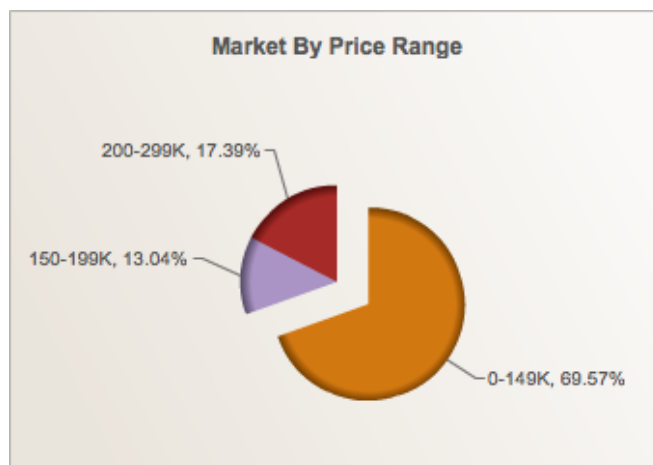
Contracts

Price Range	New This Month			Year To Date		
	2017	2016	% Change	2017	2016	% Change
0 - 149,999	8	15	-46.7	91	94	-3.2
150,000 - 199,999	3	1	200.0	22	14	57.1
200,000 - 299,999	3	2	50.0	19	14	35.7
300,000 - 399,999	3	0	N/A	6	4	50.0
400,000 - 499,999	1	0	N/A	1	2	-50.0
500,000 - 599,999	0	0	N/A	0	0	N/A
600,000 - 699,999	0	0	N/A	0	1	-100.0
700,000 - 799,999	0	0	N/A	0	1	-100.0
800,000 - 899,999	0	0	N/A	0	0	N/A
900,000 - 999,999	0	0	N/A	0	0	N/A
1,000,000 - 1,249,999	0	0	N/A	0	0	N/A
1,250,000 - 1,499,999	0	0	N/A	0	0	N/A
1,500,000 +	0	0	N/A	0	0	N/A
Totals	18	18	0.0	139	130	6.9



Settlements

Price Range	New This Month			Year To Date		
	2017	2016	% Change	2017	2016	% Change
0 - 149,999	16	11	45.5	85	95	-10.5
150,000 - 199,999	3	0	N/A	18	13	38.5
200,000 - 299,999	4	1	300.0	18	13	38.5
300,000 - 399,999	0	0	N/A	2	4	-50.0
400,000 - 499,999	0	0	N/A	0	2	-100.0
500,000 - 599,999	0	0	N/A	1	0	N/A
600,000 - 699,999	0	0	N/A	0	2	-100.0
700,000 - 799,999	0	0	N/A	0	0	N/A
800,000 - 899,999	0	0	N/A	0	0	N/A
900,000 - 999,999	0	0	N/A	0	0	N/A
1,000,000 - 1,249,999	0	0	N/A	0	0	N/A
1,250,000 - 1,499,999	0	0	N/A	0	0	N/A
1,500,000 +	0	0	N/A	0	0	N/A
Totals	23	12	91.7	124	129	-3.9



NOTES: Properties not listed through Coastal Association of REALTORS® are not reflected. The term "sales" represents ratified purchase contracts. Current year information is preliminary and subject to revision. Current year-to-date contract information may not equal the sum of the monthly contract totals reported.

Copyright © 2017 by Coastal Association of REALTORS®

For 08/2017	Average	Median
Days on Market	73	40
List Price	\$119,083	\$99,999
Sales Price	\$114,391	\$99,900
Sell Price/List Price	97.92%	100%