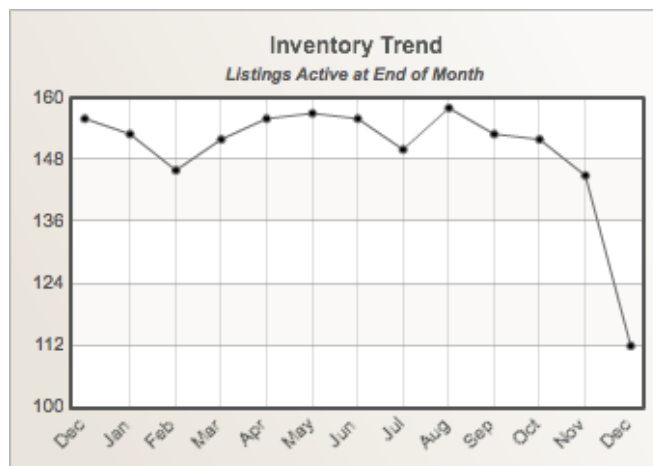


# Somerset Residential Market Report

# HOUSING REPORT Single Family Homes December 2017

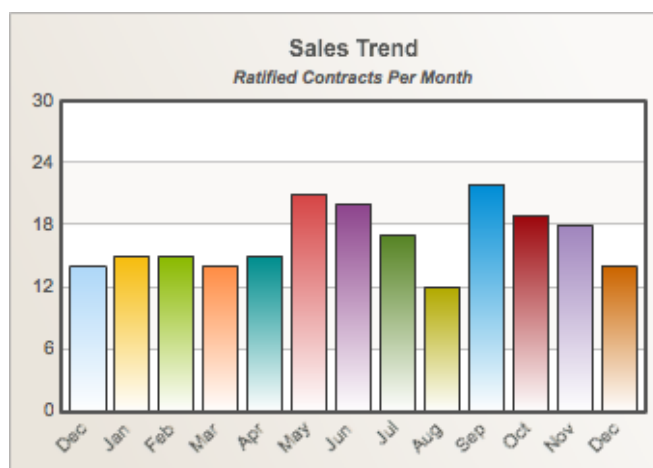
## Listings

Price Range	New This Month			Total Actives		
	2017	2016	% Change	2017	2016	% Change
0 - 149,999	9	17	-47.1	66	94	-29.8
150,000 - 199,999	0	2	-100.0	19	19	0.0
200,000 - 299,999	0	1	-100.0	11	22	-50.0
300,000 - 399,999	0	2	-100.0	6	13	-53.8
400,000 - 499,999	0	0	N/A	4	3	33.3
500,000 - 599,999	0	0	N/A	1	1	0.0
600,000 - 699,999	0	0	N/A	0	0	N/A
700,000 - 799,999	0	0	N/A	0	0	N/A
800,000 - 899,999	0	0	N/A	1	1	0.0
900,000 - 999,999	0	0	N/A	1	1	0.0
1,000,000 - 1,249,999	0	0	N/A	0	0	N/A
1,250,000 - 1,499,999	0	0	N/A	0	0	N/A
1,500,000 +	0	0	N/A	3	2	50.0
<b>Totals</b>	<b>9</b>	<b>22</b>	<b>-59.1</b>	<b>112</b>	<b>156</b>	<b>-28.2</b>



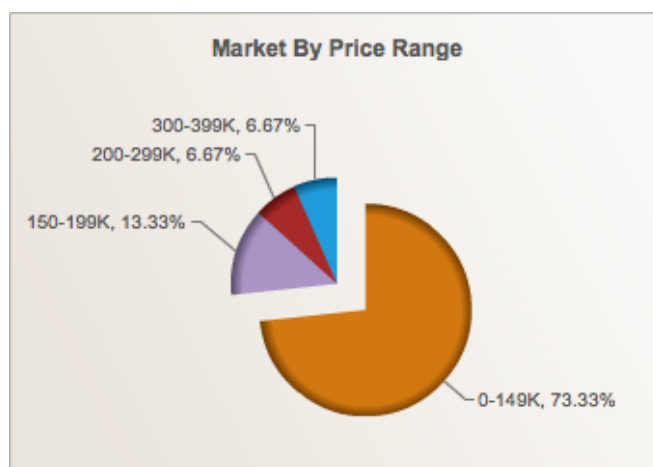
## Contracts

Price Range	New This Month			Year To Date		
	2017	2016	% Change	2017	2016	% Change
0 - 149,999	10	8	25.0	142	134	6.0
150,000 - 199,999	2	3	-33.3	32	27	18.5
200,000 - 299,999	1	1	0.0	31	19	63.2
300,000 - 399,999	0	1	-100.0	7	7	0.0
400,000 - 499,999	1	1	0.0	4	3	33.3
500,000 - 599,999	0	0	N/A	0	1	-100.0
600,000 - 699,999	0	0	N/A	0	2	-100.0
700,000 - 799,999	0	0	N/A	0	1	-100.0
800,000 - 899,999	0	0	N/A	0	0	N/A
900,000 - 999,999	0	0	N/A	0	0	N/A
1,000,000 - 1,249,999	0	0	N/A	0	0	N/A
1,250,000 - 1,499,999	0	0	N/A	0	0	N/A
1,500,000 +	0	0	N/A	0	0	N/A
<b>Totals</b>	<b>14</b>	<b>14</b>	<b>0.0</b>	<b>216</b>	<b>194</b>	<b>11.3</b>



## Settlements

Price Range	New This Month			Year To Date		
	2017	2016	% Change	2017	2016	% Change
0 - 149,999	11	12	-8.3	137	140	-2.1
150,000 - 199,999	2	4	-50.0	34	26	30.8
200,000 - 299,999	1	0	N/A	27	15	80.0
300,000 - 399,999	1	2	-50.0	7	7	0.0
400,000 - 499,999	0	0	N/A	0	4	-100.0
500,000 - 599,999	0	1	-100.0	2	2	0.0
600,000 - 699,999	0	0	N/A	0	2	-100.0
700,000 - 799,999	0	0	N/A	0	0	N/A
800,000 - 899,999	0	0	N/A	0	0	N/A
900,000 - 999,999	0	0	N/A	0	0	N/A
1,000,000 - 1,249,999	0	0	N/A	0	0	N/A
1,250,000 - 1,499,999	0	0	N/A	0	0	N/A
1,500,000 +	0	0	N/A	0	0	N/A
<b>Totals</b>	<b>15</b>	<b>19</b>	<b>-21.1</b>	<b>207</b>	<b>196</b>	<b>5.6</b>



NOTES: Properties not listed through Coastal Association of REALTORS® are not reflected. The term "sales" represents ratified purchase contracts. Current year information is preliminary and subject to revision. Current year-to-date contract information may not equal the sum of the monthly contract totals reported.

Copyright © 2017 by Coastal Association of REALTORS®

	For 12/2017	Average	Median
Days on Market		143	139
List Price		\$129,867	\$76,900
Sales Price		\$118,767	\$77,000
Sell Price/List Price		89.58%	93.71%