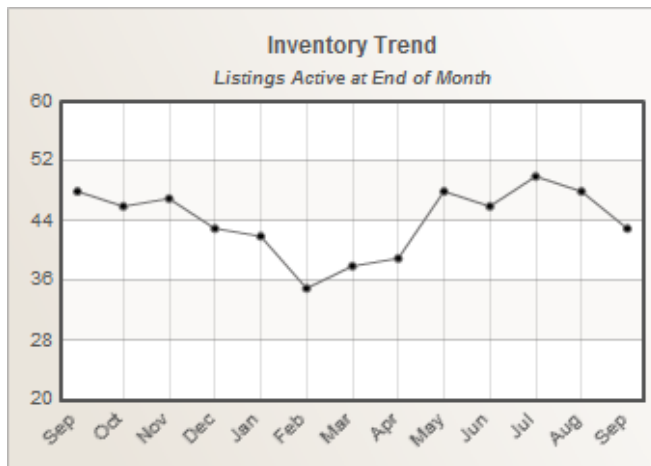


**Wicomico  
Residential Market Report**

**HOUSING REPORT  
Condominiums  
September 2017**

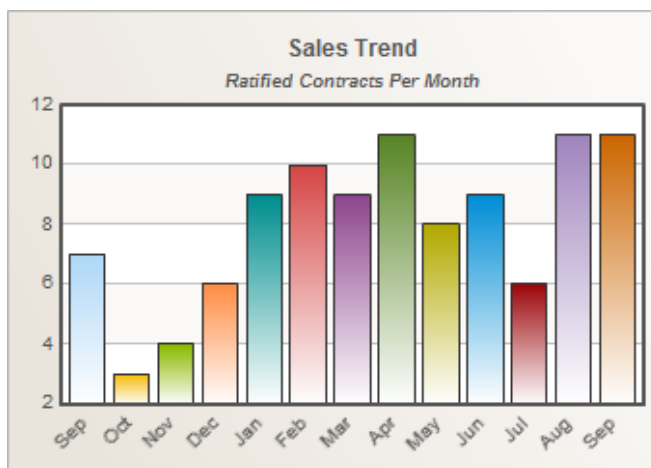
**Listings**

Price Range	New This Month			Total Actives		
	2017	2016	% Change	2017	2016	% Change
0 - 149,999	7	6	16.7	37	35	5.7
150,000 - 199,999	0	1	-100.0	6	12	-50.0
200,000 - 299,999	0	2	-100.0	0	1	-100.0
300,000 - 399,999	0	0	N/A	0	0	N/A
400,000 - 499,999	0	0	N/A	0	0	N/A
500,000 - 599,999	0	0	N/A	0	0	N/A
600,000 - 699,999	0	0	N/A	0	0	N/A
700,000 - 799,999	0	0	N/A	0	0	N/A
800,000 - 899,999	0	0	N/A	0	0	N/A
900,000 - 999,999	0	0	N/A	0	0	N/A
1,000,000 - 1,249,999	0	0	N/A	0	0	N/A
1,250,000 - 1,499,999	0	0	N/A	0	0	N/A
1,500,000 +	0	0	N/A	0	0	N/A
<b>Totals</b>	<b>7</b>	<b>9</b>	<b>-22.2</b>	<b>43</b>	<b>48</b>	<b>-10.4</b>



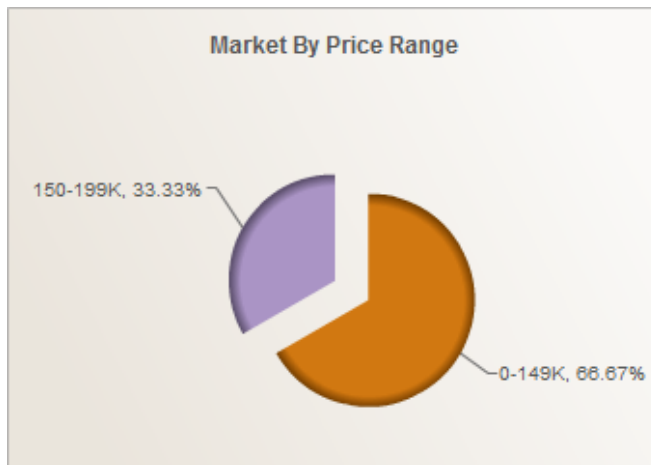
**Contracts**

Price Range	New This Month			Year To Date		
	2017	2016	% Change	2017	2016	% Change
0 - 149,999	10	3	233.3	65	48	35.4
150,000 - 199,999	1	3	-66.7	17	22	-22.7
200,000 - 299,999	0	1	-100.0	2	2	0.0
300,000 - 399,999	0	0	N/A	0	0	N/A
400,000 - 499,999	0	0	N/A	0	0	N/A
500,000 - 599,999	0	0	N/A	0	0	N/A
600,000 - 699,999	0	0	N/A	0	0	N/A
700,000 - 799,999	0	0	N/A	0	0	N/A
800,000 - 899,999	0	0	N/A	0	0	N/A
900,000 - 999,999	0	0	N/A	0	0	N/A
1,000,000 - 1,249,999	0	0	N/A	0	0	N/A
1,250,000 - 1,499,999	0	0	N/A	0	0	N/A
1,500,000 +	0	0	N/A	0	0	N/A
<b>Totals</b>	<b>11</b>	<b>7</b>	<b>57.1</b>	<b>84</b>	<b>72</b>	<b>16.7</b>



**Settlements**

Price Range	New This Month			Year To Date		
	2017	2016	% Change	2017	2016	% Change
0 - 149,999	4	4	0.0	57	49	16.3
150,000 - 199,999	2	3	-33.3	15	17	-11.8
200,000 - 299,999	0	0	N/A	2	1	100.0
300,000 - 399,999	0	0	N/A	0	0	N/A
400,000 - 499,999	0	0	N/A	0	0	N/A
500,000 - 599,999	0	0	N/A	0	0	N/A
600,000 - 699,999	0	0	N/A	0	0	N/A
700,000 - 799,999	0	0	N/A	0	0	N/A
800,000 - 899,999	0	0	N/A	0	0	N/A
900,000 - 999,999	0	0	N/A	0	0	N/A
1,000,000 - 1,249,999	0	0	N/A	0	0	N/A
1,250,000 - 1,499,999	0	0	N/A	0	0	N/A
1,500,000 +	0	0	N/A	0	0	N/A
<b>Totals</b>	<b>6</b>	<b>7</b>	<b>-14.3</b>	<b>74</b>	<b>67</b>	<b>10.4</b>



NOTES: Properties not listed through Coastal Association of REALTORS® are not reflected. The term "sales" represents ratified purchase contracts. Current year information is preliminary and subject to revision. Current year-to-date contract information may not equal the sum of the monthly contract totals reported.

Copyright © 2017 by Coastal Association of REALTORS®

	For 09/2017	Average	Median
Days on Market		79	71
List Price		\$117,060	\$127,900
Sales Price		\$109,832	\$112,000
Sell Price/List Price		94.1%	93.37%