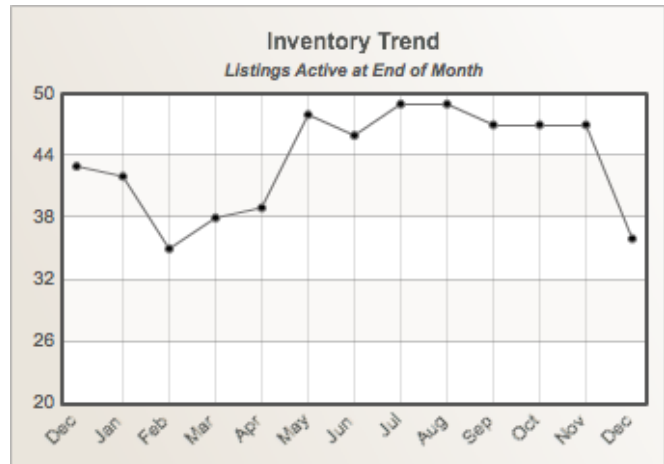


**Wicomico
Residential Market Report**

**HOUSING REPORT
Condominiums
December 2017**

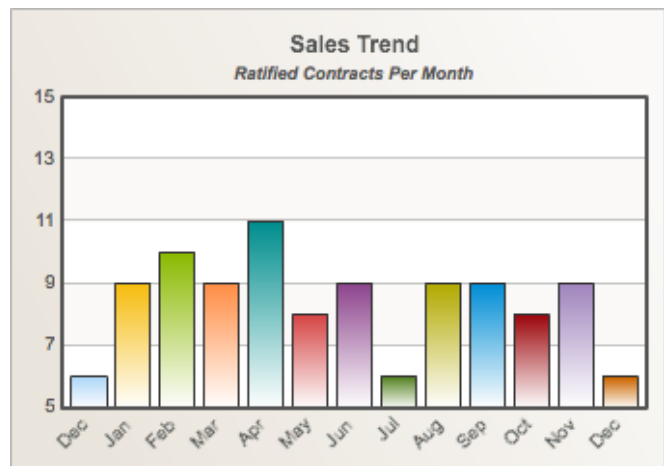
Listings

Price Range	New This Month			Total Actives		
	2017	2016	% Change	2017	2016	% Change
0 - 149,999	5	5	0.0	30	32	-6.2
150,000 - 199,999	1	1	0.0	6	10	-40.0
200,000 - 299,999	0	0	N/A	0	1	-100.0
300,000 - 399,999	0	0	N/A	0	0	N/A
400,000 - 499,999	0	0	N/A	0	0	N/A
500,000 - 599,999	0	0	N/A	0	0	N/A
600,000 - 699,999	0	0	N/A	0	0	N/A
700,000 - 799,999	0	0	N/A	0	0	N/A
800,000 - 899,999	0	0	N/A	0	0	N/A
900,000 - 999,999	0	0	N/A	0	0	N/A
1,000,000 - 1,249,999	0	0	N/A	0	0	N/A
1,250,000 - 1,499,999	0	0	N/A	0	0	N/A
1,500,000 +	0	0	N/A	0	0	N/A
Totals	6	6	0.0	36	43	-16.3



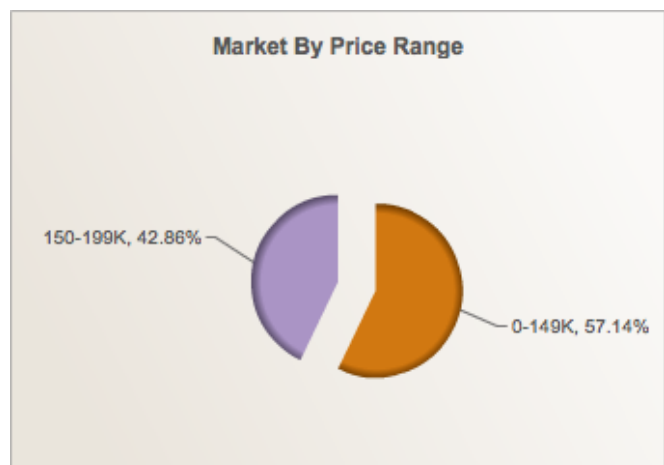
Contracts

Price Range	New This Month			Year To Date		
	2017	2016	% Change	2017	2016	% Change
0 - 149,999	5	5	0.0	85	59	44.1
150,000 - 199,999	1	1	0.0	22	24	-8.3
200,000 - 299,999	0	0	N/A	2	2	0.0
300,000 - 399,999	0	0	N/A	0	0	N/A
400,000 - 499,999	0	0	N/A	0	0	N/A
500,000 - 599,999	0	0	N/A	0	0	N/A
600,000 - 699,999	0	0	N/A	0	0	N/A
700,000 - 799,999	0	0	N/A	0	0	N/A
800,000 - 899,999	0	0	N/A	0	0	N/A
900,000 - 999,999	0	0	N/A	0	0	N/A
1,000,000 - 1,249,999	0	0	N/A	0	0	N/A
1,250,000 - 1,499,999	0	0	N/A	0	0	N/A
1,500,000 +	0	0	N/A	0	0	N/A
Totals	6	6	0.0	109	85	28.2



Settlements

Price Range	New This Month			Year To Date		
	2017	2016	% Change	2017	2016	% Change
0 - 149,999	4	3	33.3	79	63	25.4
150,000 - 199,999	3	2	50.0	21	22	-4.5
200,000 - 299,999	0	0	N/A	2	2	0.0
300,000 - 399,999	0	0	N/A	0	0	N/A
400,000 - 499,999	0	0	N/A	0	0	N/A
500,000 - 599,999	0	0	N/A	0	0	N/A
600,000 - 699,999	0	0	N/A	0	0	N/A
700,000 - 799,999	0	0	N/A	0	0	N/A
800,000 - 899,999	0	0	N/A	0	0	N/A
900,000 - 999,999	0	0	N/A	0	0	N/A
1,000,000 - 1,249,999	0	0	N/A	0	0	N/A
1,250,000 - 1,499,999	0	0	N/A	0	0	N/A
1,500,000 +	0	0	N/A	0	0	N/A
Totals	7	5	40.0	102	87	17.2



NOTES: Properties not listed through Coastal Association of REALTORS® are not reflected. The term "sales" represents ratified purchase contracts. Current year information is preliminary and subject to revision. Current year-to-date contract information may not equal the sum of the monthly contract totals reported.

Copyright © 2017 by Coastal Association of REALTORS®

	For 12/2017	Average	Median
Days on Market		49	18
List Price		\$134,014	\$114,800
Sales Price		\$127,500	\$110,000
Sell Price/List Price		94.64%	94.55%