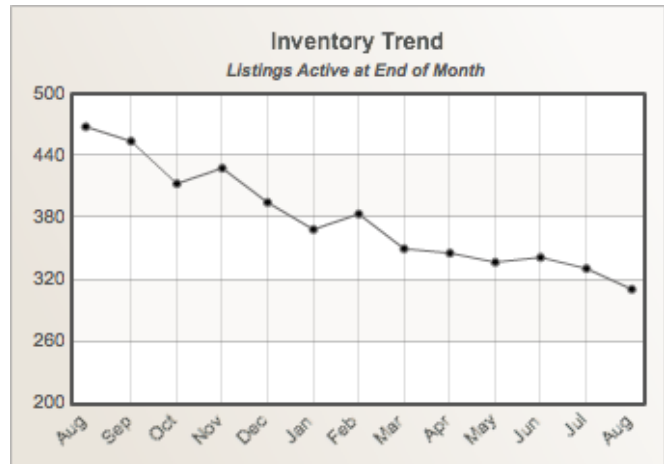


**Wicomico
Residential Market Report**

HOUSING REPORT
Single Family Homes
August 2017

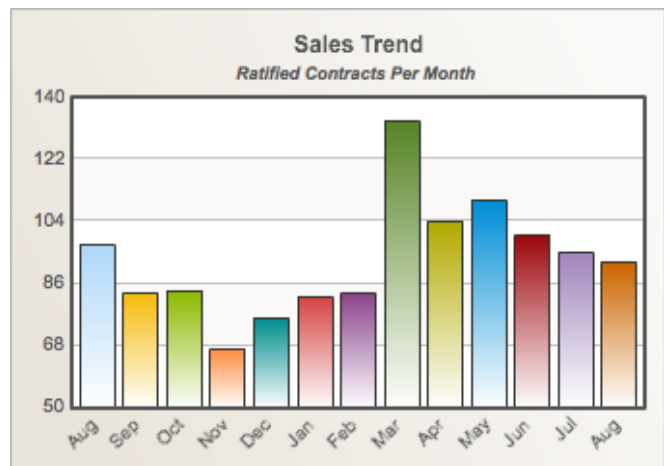
Listings

Price Range	New This Month			Total Actives		
	2017	2016	% Change	2017	2016	% Change
0 - 149,999	39	55	-29.1	126	194	-35.1
150,000 - 199,999	29	31	-6.5	63	89	-29.2
200,000 - 299,999	21	24	-12.5	71	121	-41.3
300,000 - 399,999	9	6	50.0	31	39	-20.5
400,000 - 499,999	2	4	-50.0	9	12	-25.0
500,000 - 599,999	1	0	N/A	3	6	-50.0
600,000 - 699,999	1	1	0.0	1	2	-50.0
700,000 - 799,999	1	0	N/A	2	1	100.0
800,000 - 899,999	0	0	N/A	1	2	-50.0
900,000 - 999,999	0	0	N/A	1	2	-50.0
1,000,000 - 1,249,999	0	0	N/A	0	0	N/A
1,250,000 - 1,499,999	0	0	N/A	0	0	N/A
1,500,000 +	0	0	N/A	3	0	N/A
Totals	103	121	-14.9	311	468	-33.5



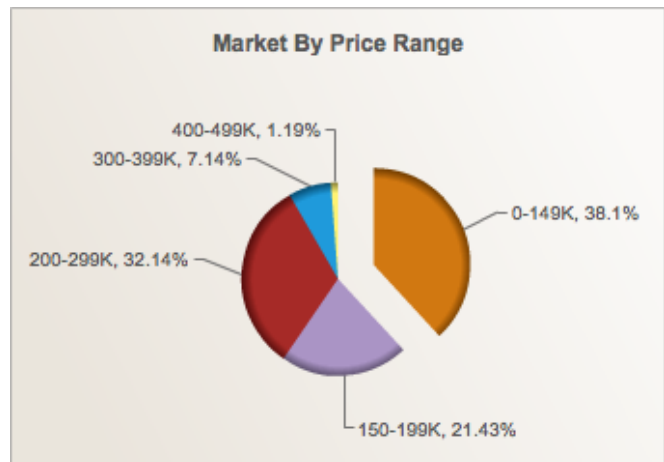
Contracts

Price Range	New This Month			Year To Date		
	2017	2016	% Change	2017	2016	% Change
0 - 149,999	37	43	-14.0	355	338	5.0
150,000 - 199,999	25	26	-3.8	203	196	3.6
200,000 - 299,999	25	22	13.6	187	139	34.5
300,000 - 399,999	1	3	-66.7	40	33	21.2
400,000 - 499,999	1	3	-66.7	7	14	-50.0
500,000 - 599,999	1	0	N/A	4	2	100.0
600,000 - 699,999	2	0	N/A	3	0	N/A
700,000 - 799,999	0	0	N/A	0	1	-100.0
800,000 - 899,999	0	0	N/A	0	0	N/A
900,000 - 999,999	0	0	N/A	0	0	N/A
1,000,000 - 1,249,999	0	0	N/A	0	0	N/A
1,250,000 - 1,499,999	0	0	N/A	0	0	N/A
1,500,000 +	0	0	N/A	0	0	N/A
Totals	92	97	-5.2	799	723	10.5



Settlements

Price Range	New This Month			Year To Date		
	2017	2016	% Change	2017	2016	% Change
0 - 149,999	32	48	-33.3	344	320	7.5
150,000 - 199,999	18	29	-37.9	168	172	-2.3
200,000 - 299,999	27	20	35.0	166	121	37.2
300,000 - 399,999	6	5	20.0	46	27	70.4
400,000 - 499,999	1	0	N/A	6	6	0.0
500,000 - 599,999	0	1	-100.0	2	2	0.0
600,000 - 699,999	0	0	N/A	1	0	N/A
700,000 - 799,999	0	0	N/A	0	0	N/A
800,000 - 899,999	0	0	N/A	0	0	N/A
900,000 - 999,999	0	0	N/A	0	0	N/A
1,000,000 - 1,249,999	0	0	N/A	0	0	N/A
1,250,000 - 1,499,999	0	0	N/A	0	0	N/A
1,500,000 +	0	0	N/A	0	0	N/A
Totals	84	103	-18.4	733	648	13.1



NOTES: Properties not listed through Coastal Association of REALTORS® are not reflected. The term "sales" represents ratified purchase contracts. Current year information is preliminary and subject to revision. Current year-to-date contract information may not equal the sum of the monthly contract totals reported.

Copyright © 2017 by Coastal Association of REALTORS®

For 08/2017	Average	Median
Days on Market	67	29
List Price	\$173,142	\$172,246
Sales Price	\$170,457	\$168,950
Sell Price/List Price	98.2%	98.94%