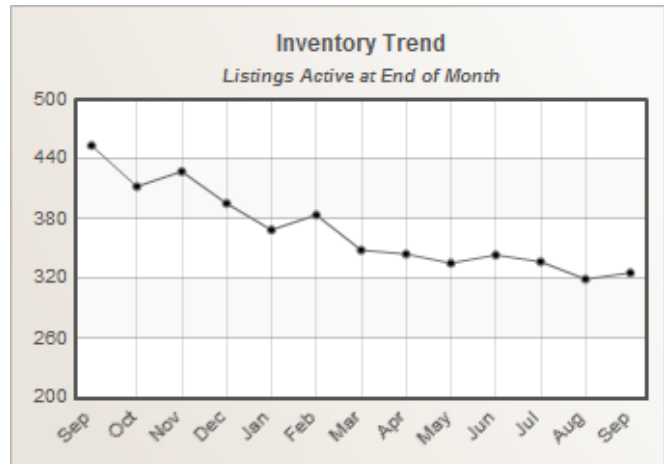


**Wicomico
Residential Market Report**

HOUSING REPORT
Single Family Homes
September 2017

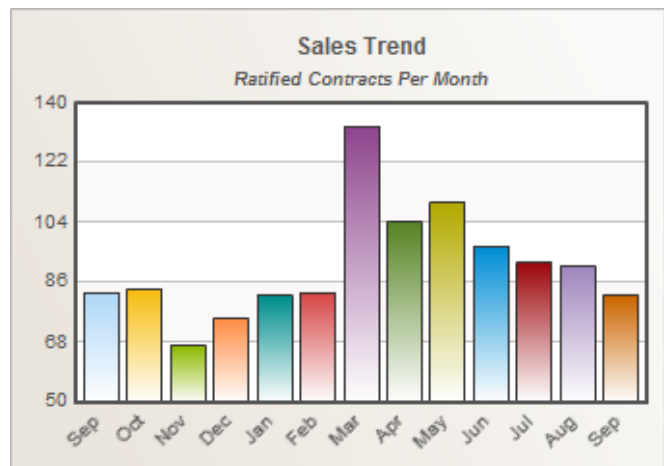
Listings

Price Range	New This Month			Total Actives		
	2017	2016	% Change	2017	2016	% Change
0 - 149,999	35	47	-25.5	120	192	-37.5
150,000 - 199,999	31	18	72.2	68	77	-11.7
200,000 - 299,999	29	20	45.0	82	121	-32.2
300,000 - 399,999	9	9	0.0	36	40	-10.0
400,000 - 499,999	0	1	-100.0	7	11	-36.4
500,000 - 599,999	3	0	N/A	5	6	-16.7
600,000 - 699,999	0	0	N/A	1	2	-50.0
700,000 - 799,999	1	0	N/A	2	1	100.0
800,000 - 899,999	0	0	N/A	1	2	-50.0
900,000 - 999,999	0	0	N/A	1	2	-50.0
1,000,000 - 1,249,999	0	0	N/A	0	0	N/A
1,250,000 - 1,499,999	0	0	N/A	0	0	N/A
1,500,000 +	0	0	N/A	3	0	N/A
Totals	108	95	13.7	326	454	-28.2



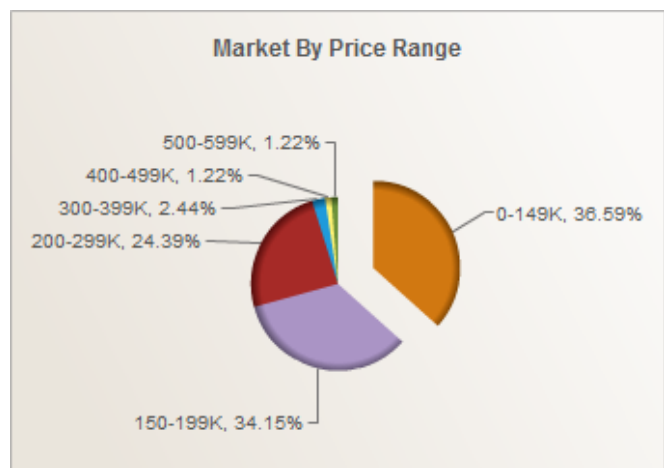
Contracts

Price Range	New This Month			Year To Date		
	2017	2016	% Change	2017	2016	% Change
0 - 149,999	37	40	-7.5	389	378	2.9
150,000 - 199,999	23	22	4.5	226	218	3.7
200,000 - 299,999	18	14	28.6	201	153	31.4
300,000 - 399,999	2	6	-66.7	42	39	7.7
400,000 - 499,999	1	1	0.0	8	15	-46.7
500,000 - 599,999	0	0	N/A	4	2	100.0
600,000 - 699,999	0	0	N/A	3	0	N/A
700,000 - 799,999	1	0	N/A	1	1	0.0
800,000 - 899,999	0	0	N/A	0	0	N/A
900,000 - 999,999	0	0	N/A	0	0	N/A
1,000,000 - 1,249,999	0	0	N/A	0	0	N/A
1,250,000 - 1,499,999	0	0	N/A	0	0	N/A
1,500,000 +	0	0	N/A	0	0	N/A
Totals	82	83	-1.2	874	806	8.4



Settlements

Price Range	New This Month			Year To Date		
	2017	2016	% Change	2017	2016	% Change
0 - 149,999	30	36	-16.7	382	356	7.3
150,000 - 199,999	28	24	16.7	197	196	0.5
200,000 - 299,999	20	26	-23.1	190	147	29.3
300,000 - 399,999	2	8	-75.0	48	35	37.1
400,000 - 499,999	1	3	-66.7	7	9	-22.2
500,000 - 599,999	1	1	0.0	3	3	0.0
600,000 - 699,999	0	0	N/A	1	0	N/A
700,000 - 799,999	0	1	-100.0	0	1	-100.0
800,000 - 899,999	0	0	N/A	0	0	N/A
900,000 - 999,999	0	0	N/A	0	0	N/A
1,000,000 - 1,249,999	0	0	N/A	0	0	N/A
1,250,000 - 1,499,999	0	0	N/A	0	0	N/A
1,500,000 +	0	0	N/A	0	0	N/A
Totals	82	99	-17.2	828	747	10.8



NOTES: Properties not listed through Coastal Association of REALTORS® are not reflected. The term "sales" represents ratified purchase contracts. Current year information is preliminary and subject to revision. Current year-to-date contract information may not equal the sum of the monthly contract totals reported.

Copyright © 2017 by Coastal Association of REALTORS®

	For 09/2017	Average	Median
Days on Market		80	33
List Price		\$158,883	\$159,900
Sales Price		\$155,625	\$160,000
Sell Price/List Price		97.82%	100%