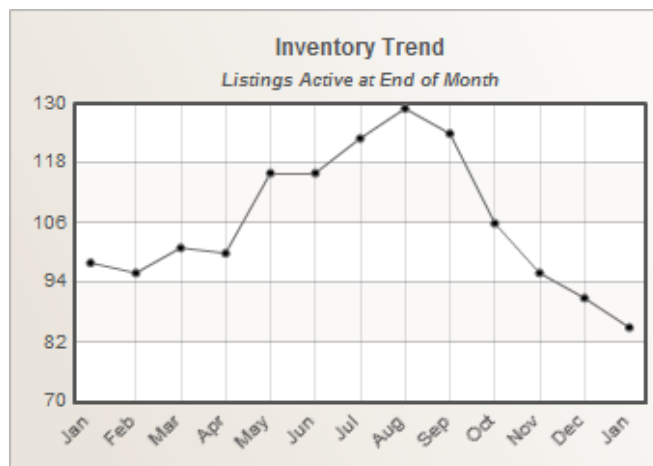


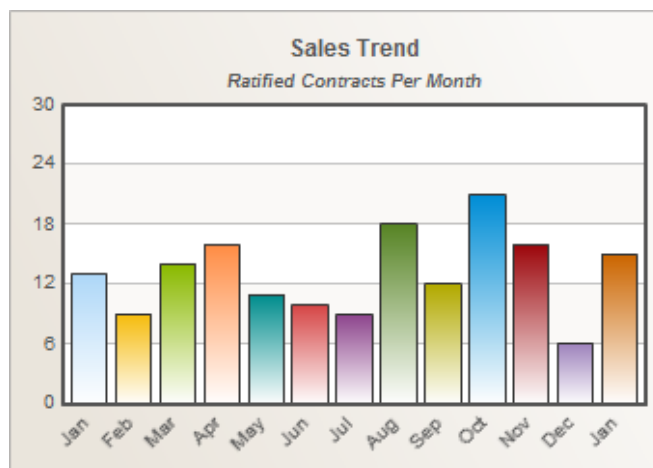
Listings

Price Range	New This Month			Total Actives		
	2018	2017	% Change	2018	2017	% Change
0 - 149,999	0	0	N/A	0	0	N/A
150,000 - 199,999	0	0	N/A	1	0	N/A
200,000 - 299,999	6	7	-14.3	19	32	-40.6
300,000 - 399,999	3	2	50.0	20	20	0.0
400,000 - 499,999	2	5	-60.0	7	14	-50.0
500,000 - 599,999	0	1	-100.0	10	6	66.7
600,000 - 699,999	0	0	N/A	9	4	125.0
700,000 - 799,999	0	1	-100.0	1	6	-83.3
800,000 - 899,999	2	1	100.0	7	4	75.0
900,000 - 999,999	0	1	-100.0	0	3	-100.0
1,000,000 - 1,249,999	0	1	-100.0	3	2	50.0
1,250,000 - 1,499,999	0	0	N/A	3	3	0.0
1,500,000 +	0	0	N/A	5	4	25.0
Totals	13	19	-31.6	85	98	-13.3



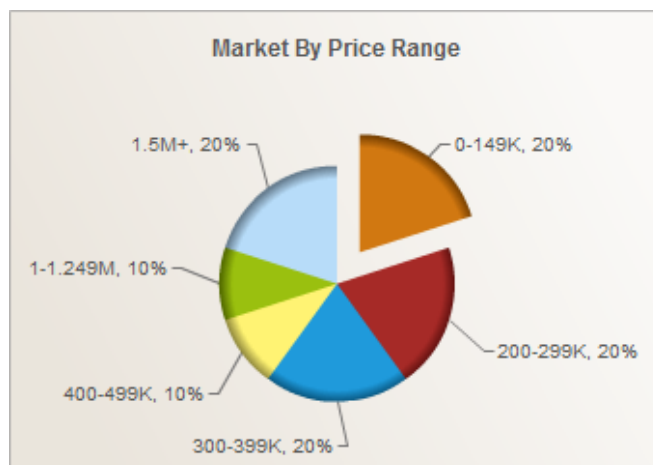
Contracts

Price Range	New This Month			Year To Date		
	2018	2017	% Change	2018	2017	% Change
0 - 149,999	0	1	-100.0	0	1	-100.0
150,000 - 199,999	2	0	N/A	2	0	N/A
200,000 - 299,999	5	4	25.0	5	4	25.0
300,000 - 399,999	3	4	-25.0	3	4	-25.0
400,000 - 499,999	2	3	-33.3	2	3	-33.3
500,000 - 599,999	1	0	N/A	1	0	N/A
600,000 - 699,999	0	0	N/A	0	0	N/A
700,000 - 799,999	1	0	N/A	1	0	N/A
800,000 - 899,999	1	0	N/A	1	0	N/A
900,000 - 999,999	0	0	N/A	0	0	N/A
1,000,000 - 1,249,999	0	0	N/A	0	0	N/A
1,250,000 - 1,499,999	0	0	N/A	0	0	N/A
1,500,000 +	0	1	-100.0	0	1	-100.0
Totals	15	13	15.4	15	13	15.4



Settlements

Price Range	New This Month			Year To Date		
	2018	2017	% Change	2018	2017	% Change
0 - 149,999	2	1	100.0	2	1	100.0
150,000 - 199,999	0	0	N/A	0	0	N/A
200,000 - 299,999	2	0	N/A	2	0	N/A
300,000 - 399,999	2	3	-33.3	2	3	-33.3
400,000 - 499,999	1	2	-50.0	1	2	-50.0
500,000 - 599,999	0	1	-100.0	0	1	-100.0
600,000 - 699,999	0	0	N/A	0	0	N/A
700,000 - 799,999	0	0	N/A	0	0	N/A
800,000 - 899,999	0	0	N/A	0	0	N/A
900,000 - 999,999	0	0	N/A	0	0	N/A
1,000,000 - 1,249,999	1	0	N/A	1	0	N/A
1,250,000 - 1,499,999	0	0	N/A	0	0	N/A
1,500,000 +	2	0	N/A	2	0	N/A
Totals	10	7	42.9	10	7	42.9



NOTES: Properties not listed through Coastal Association of REALTORS® are not reflected. The term "sales" represents ratified purchase contracts. Current year information is preliminary and subject to revision. Current year-to-date contract information may not equal the sum of the monthly contract totals reported.

Copyright © 2018 by Coastal Association of REALTORS®

For 01/2018	Average	Median
Days on Market	187	93
List Price	\$681,140	\$414,900
Sales Price	\$648,400	\$357,500
Sell Price/List Price	90.48%	93.87%