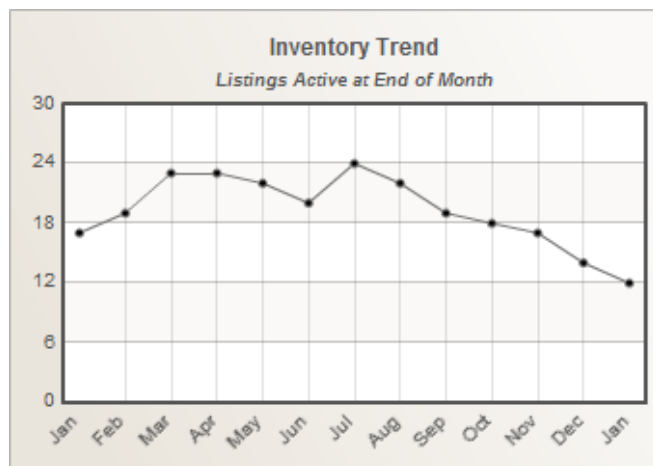


**Somerset
Residential Market Report**

**HOUSING REPORT
Condominiums
January 2018**

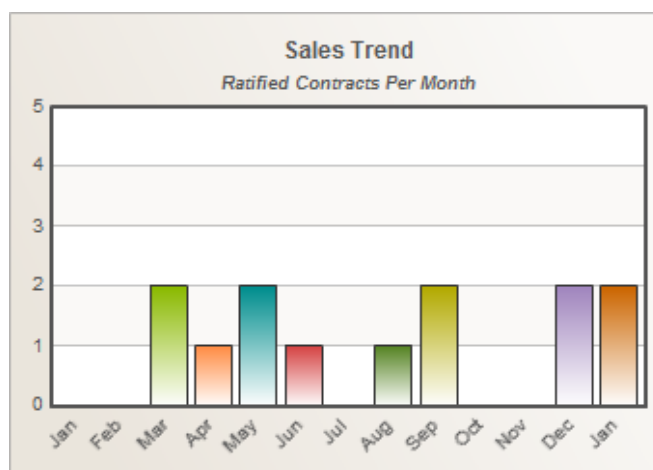
Listings

Price Range	New This Month			Total Actives		
	2018	2017	% Change	2018	2017	% Change
0 - 149,999	0	0	N/A	0	1	-100.0
150,000 - 199,999	0	0	N/A	2	3	-33.3
200,000 - 299,999	1	0	N/A	9	11	-18.2
300,000 - 399,999	0	0	N/A	1	2	-50.0
400,000 - 499,999	0	0	N/A	0	0	N/A
500,000 - 599,999	0	0	N/A	0	0	N/A
600,000 - 699,999	0	0	N/A	0	0	N/A
700,000 - 799,999	0	0	N/A	0	0	N/A
800,000 - 899,999	0	0	N/A	0	0	N/A
900,000 - 999,999	0	0	N/A	0	0	N/A
1,000,000 - 1,249,999	0	0	N/A	0	0	N/A
1,250,000 - 1,499,999	0	0	N/A	0	0	N/A
1,500,000 +	0	0	N/A	0	0	N/A
Totals	1	0	N/A	12	17	-29.4



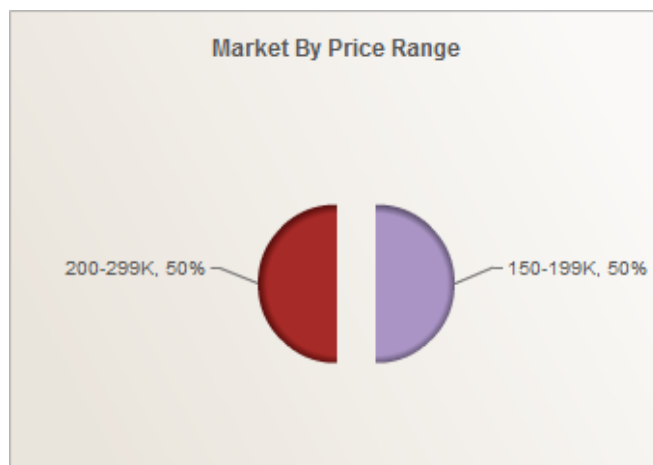
Contracts

Price Range	New This Month			Year To Date		
	2018	2017	% Change	2018	2017	% Change
0 - 149,999	0	0	N/A	0	0	N/A
150,000 - 199,999	1	0	N/A	1	0	N/A
200,000 - 299,999	1	0	N/A	1	0	N/A
300,000 - 399,999	0	0	N/A	0	0	N/A
400,000 - 499,999	0	0	N/A	0	0	N/A
500,000 - 599,999	0	0	N/A	0	0	N/A
600,000 - 699,999	0	0	N/A	0	0	N/A
700,000 - 799,999	0	0	N/A	0	0	N/A
800,000 - 899,999	0	0	N/A	0	0	N/A
900,000 - 999,999	0	0	N/A	0	0	N/A
1,000,000 - 1,249,999	0	0	N/A	0	0	N/A
1,250,000 - 1,499,999	0	0	N/A	0	0	N/A
1,500,000 +	0	0	N/A	0	0	N/A
Totals	2	0	N/A	2	0	N/A



Settlements

Price Range	New This Month			Year To Date		
	2018	2017	% Change	2018	2017	% Change
0 - 149,999	0	0	N/A	0	0	N/A
150,000 - 199,999	1	0	N/A	1	0	N/A
200,000 - 299,999	1	0	N/A	1	0	N/A
300,000 - 399,999	0	0	N/A	0	0	N/A
400,000 - 499,999	0	0	N/A	0	0	N/A
500,000 - 599,999	0	0	N/A	0	0	N/A
600,000 - 699,999	0	0	N/A	0	0	N/A
700,000 - 799,999	0	0	N/A	0	0	N/A
800,000 - 899,999	0	0	N/A	0	0	N/A
900,000 - 999,999	0	0	N/A	0	0	N/A
1,000,000 - 1,249,999	0	0	N/A	0	0	N/A
1,250,000 - 1,499,999	0	0	N/A	0	0	N/A
1,500,000 +	0	0	N/A	0	0	N/A
Totals	2	0	N/A	2	0	N/A



NOTES: Properties not listed through Coastal Association of REALTORS® are not reflected. The term "sales" represents ratified purchase contracts. Current year information is preliminary and subject to revision. Current year-to-date contract information may not equal the sum of the monthly contract totals reported.

Copyright © 2018 by Coastal Association of REALTORS®

For 01/2018	Average	Median
Days on Market	200	200
List Price	\$207,445	\$207,445
Sales Price	\$199,950	\$199,950
Sell Price/List Price	96.16%	96.16%